


**SUMMARY OF APPROPRIATIONS, ALLOTMENTS, OBLIGATIONS, DISBURSEMENTS AND BALANCES BY OBJECT OF EXPENDITURES**  
As of Quarter Ending September 30, 2023


FAR No. 1-A


Department : DEPARTMENT OF SCIENCE AND TECHNOLOGY  
Agency : PHILIPPINE SCIENCE HIGH SCHOOL SYSTEM - MIMAROPA Region Campus  
Funding Source Code : 31161101


	Current Year Appropriations
	Supplemental Appropriations
	Continuing Appropriations

Particulars	UACS Code	Appropriations			Allotments			Current Year Obligations					Current Year Disbursements					Balances						
		Authorized Appropriation	Adjustments (Transfer To)/From, Realignment	Adjusted Appropriations	Allotments Received	Adjustments (Withdrawal, Realignment)	Transfer To	Transfer From	Adjusted Total Allotments	1st Quarter ending March 31	2nd Quarter ending June 30	3rd Quarter ending Sept. 30	4th Quarter ending Dec. 31	Total	1st Quarter ending March 31	2nd Quarter ending June 30	3rd Quarter ending Sept. 30	4th Quarter ending Dec. 31	Total	Unreleased Appropriation	Unobligated Allotment	Unpaid Obligations (15-20)=(23+24)		
																						Due and Demandable	Not Yet Due and Demandable	
1	2	3	4	5=(3+4)	6	7	8	9	10=[(6+(-)7) -8+9]	11.00	12	13	14	15=(11+12+13 +14)	16.00	17	18	19	20=(16+17+18+19)	21=(5-10)	22=(10-15)	23	24	
<b>PRIOR YEAR BUDGET/APPROPRIATIONS</b>	<b>01102101</b>																							
<b>Maintenance &amp; Other Operating Expenses</b>	<b>5020000000</b>	<b>1,144,369.46</b>	<b>-</b>	<b>1,144,369.46</b>	<b>1,144,369.46</b>	<b>-</b>	<b>-</b>	<b>-</b>	<b>1,144,369.46</b>	<b>860,539.36</b>	<b>186,078.26</b>	<b>97,751.84</b>	<b>-</b>	<b>1,144,369.46</b>	<b>519,227.86</b>	<b>254,226.16</b>	<b>216,016.66</b>	<b>-</b>	<b>989,470.68</b>	<b>-</b>	<b>-</b>	<b>-</b>	<b>154,898.78</b>	
Traveling Expenses	5020101000																							
Traveling Expenses - Local	5020101000		28,401.84	28,401.84					28,401.84			28,401.84												28,401.84
Training and Scholarship Expenses	5020200000																							
Scholarship Expenses	5020200000	866,447.99	1,200.00	866,447.99	866,447.99	1,200.00			866,447.99	711,202.00	155,445.99	-	-	866,447.99	382,890.50	210,593.89	146,666.66		740,151.05	-	-	-	126,496.94	
Supplies and Materials Expenses	5020300000																							
ICT Office Supplies Expenses	5020301001	30,250.00	13,382.27	43,632.27	30,250.00	13,382.27			43,632.27	13,000.00	30,632.27	-	-	43,632.27		43,632.27			43,632.27	-	-	-	-	
Office Supplies Expenses	5020301002	12,200.00	- 3,500.00	8,700.00	12,200.00	- 3,500.00			8,700.00			8,700.00			8,700.00				8,700.00	-	-	-	-	
Fuel, Oil and Lubricants Expenses	5020309000	13,382.27	- 13,382.27	-	13,382.27	- 13,382.27			-										-	-	-	-	-	
Other Supplies and Materials Expenses	5020399000	9,410.00	51,240.00	60,650.00	9,410.00	51,240.00			60,650.00			60,650.00			60,650.00				60,650.00	-	-	-	-	
Utility Expenses	5020400000																							
Electricity Expenses	5020402000	84,773.53		84,773.53	84,773.53				84,773.53	84,773.53					84,773.53	84,773.53			84,773.53	-	-	-	-	
Communication Expenses	5020500000																							
Postage and Courier Services	5020501000	21,891.84	- 21,891.84	-	21,891.84	- 21,891.84			-										-	-	-	-	-	
Telephone Expenses-Mobile	5020502001	5,200.00	- 5,200.00	-	5,200.00	- 5,200.00			-										-	-	-	-	-	
Professional Services	5021100000																							
Other Professional Services	5021199000	101,813.83	- 50,250.00	51,563.83	101,813.83	- 50,250.00			51,563.83	51,563.83					51,563.83	51,563.83			51,563.83	-	-	-	-	
<b>Locally - Funded Projects</b>		<b>518,513.78</b>	<b>-</b>	<b>518,513.78</b>	<b>518,513.78</b>	<b>-</b>	<b>-</b>	<b>-</b>	<b>518,513.78</b>	<b>-</b>	<b>518,513.78</b>	<b>-</b>	<b>-</b>	<b>518,513.78</b>	<b>-</b>	<b>-</b>	<b>518,513.78</b>	<b>-</b>	<b>518,513.78</b>	<b>-</b>	<b>-</b>	<b>-</b>	<b>-</b>	
Capital Outlays	5060000000	518,513.78	-	518,513.78	518,513.78	-	-	-	518,513.78	-	518,513.78	-	-	518,513.78	-	-	518,513.78	-	518,513.78	-	-	-	-	
Infrastructure Outlay	5060403000																							
Hostels and Dormitories	5060404006	518,513.78		518,513.78	518,513.78				518,513.78		518,513.78			518,513.78			518,513.78		518,513.78					
<b>TOTAL PRIOR YEAR BUDGET/APPROPRIATIONS</b>		<b>1,662,883.24</b>	<b>-</b>	<b>1,662,883.24</b>	<b>1,662,883.24</b>	<b>-</b>	<b>-</b>	<b>-</b>	<b>1,662,883.24</b>	<b>860,539.36</b>	<b>704,592.04</b>	<b>97,751.84</b>	<b>-</b>	<b>1,662,883.24</b>	<b>519,227.86</b>	<b>254,226.16</b>	<b>734,530.44</b>	<b>-</b>	<b>1,507,984.46</b>	<b>-</b>	<b>-</b>	<b>-</b>	<b>154,898.78</b>	
<b>GRAND TOTAL</b>		<b>1,662,883.24</b>	<b>-</b>	<b>1,662,883.24</b>	<b>1,662,883.24</b>	<b>-</b>	<b>-</b>	<b>-</b>	<b>1,662,883.24</b>	<b>860,539.36</b>	<b>704,592.04</b>	<b>97,751.84</b>	<b>-</b>	<b>1,662,883.24</b>	<b>519,227.86</b>	<b>254,226.16</b>	<b>734,530.44</b>	<b>-</b>	<b>1,507,984.46</b>	<b>-</b>	<b>-</b>	<b>-</b>	<b>154,898.78</b>	

Prepared by:  
  
MARLENE F. FRONDA  
Administrative Officer IV/Budget Officer II

In Coordination with:  
  
MELONE M. PAJARILLO  
Accountant III

Recommending Approval:  
  
IVY MAY P. FAMATIGA  
Administrative Officer V/FAD Chief

Approved by:  
  
ROMEO C. ONGPOY, JR.  
Director III